



Spring Campaign 2018
TV Ad
Verifications

Europe's Nol Airline

The latest edition of the IATA World Air Transport Statistics 2016 (uploaded on Ryanair.com/IATA, see p.g.75), confirms that Ryanair is 'Europe's Number 1 airline', based on 'Scheduled passengers carried IATA 2016'.

Over 200 destinations

Ryanair flies to 212 airports in total, 201 of which are located in Europe. For more information please visit > <https://corporate.ryanair.com/network>



No.1 Punctuality

UK: Ryanair is No1 for punctuality. Below you can find data from the past five years' from the Civil Aviation Authority, which clearly demonstrates this.

Background:

In order to show that Ryanair is the most punctual low cost carrier in the UK over the last 5 years, independent data on punctuality was gathered from the Civil Aviation Authority (CAA).

Punctuality statistics are calculated for 25 UK Airports. The planned time of operation is obtained from the airport scheduling committees and merged in with the actual time of operation on the air transport movement records collected in UK Airport Statistics. Information is published each month which shows the average delays on scheduled flights.

It should be noted that the statistics cover only those flights which were operated; they do not cover those flights which were cancelled. Some airport or airline business models prioritise delaying flights rather than cancelling them outright.

Method:

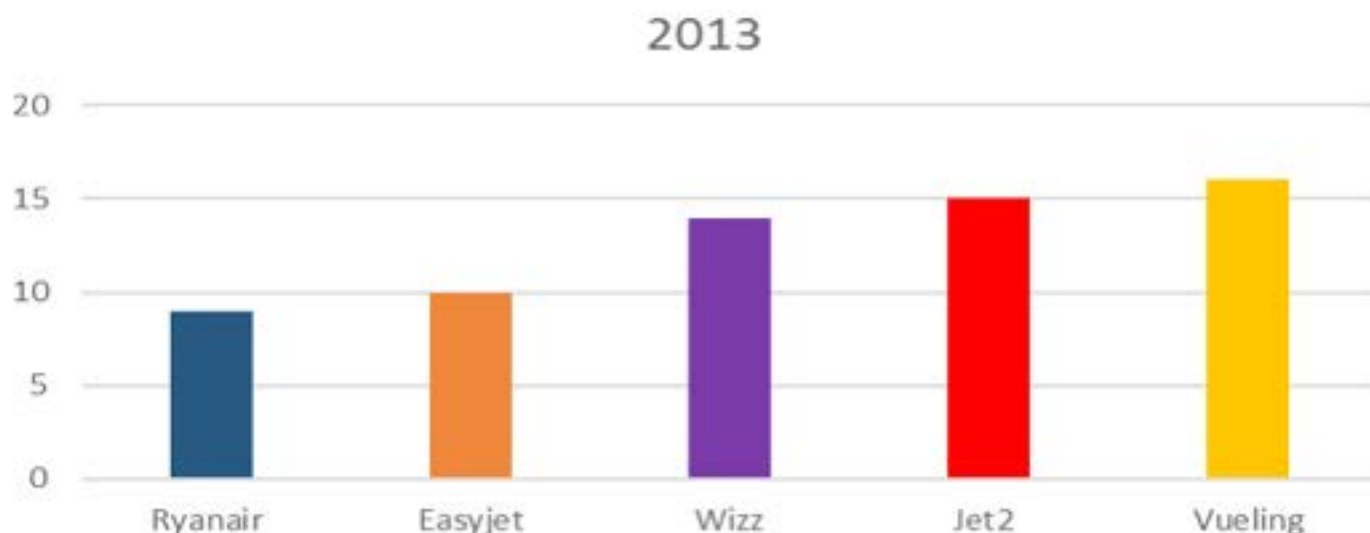
Data from the CAA punctuality reports have been analysed for the last 5 years (2013-2017). Only routes with more than 100 flights per year have been taken in consideration.

The average delay by airport has been calculated for Ryanair and its main competitors.

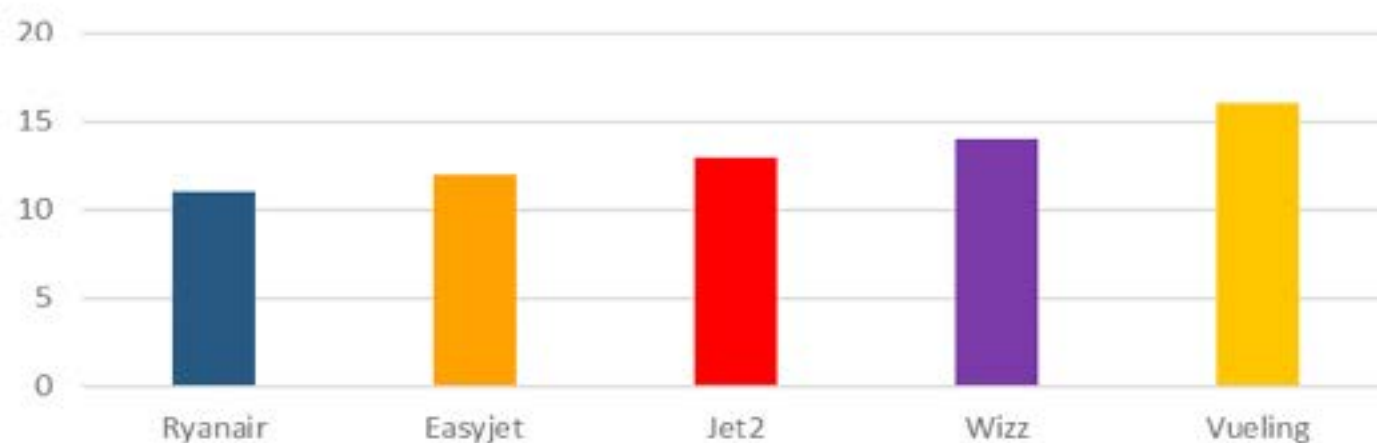
The delays by airport have been consolidated in the below graphs to have an idea of the average delay in the entire country.

Results:

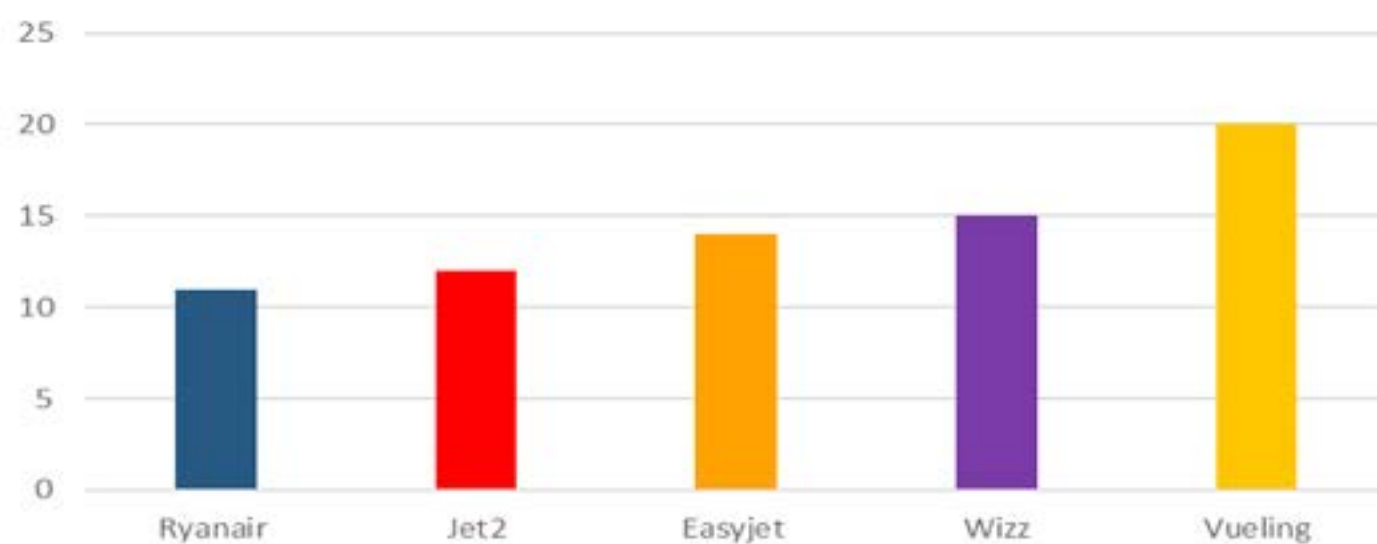
Ryanair is the most punctual low cost airline in the UK.



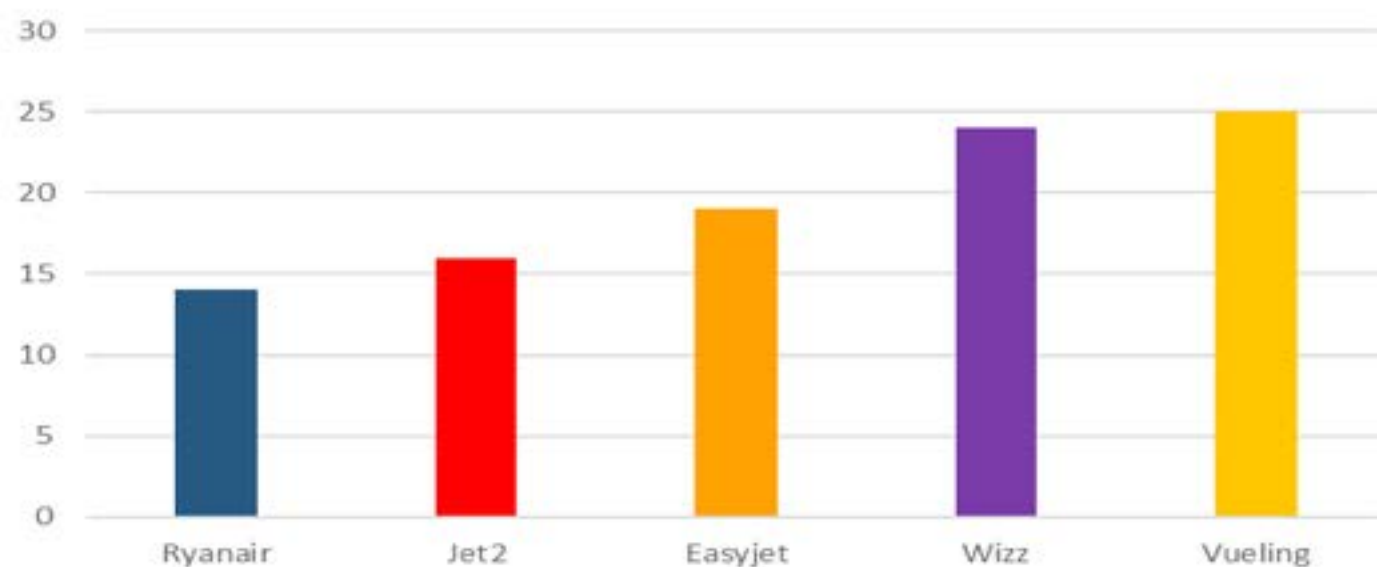
2014



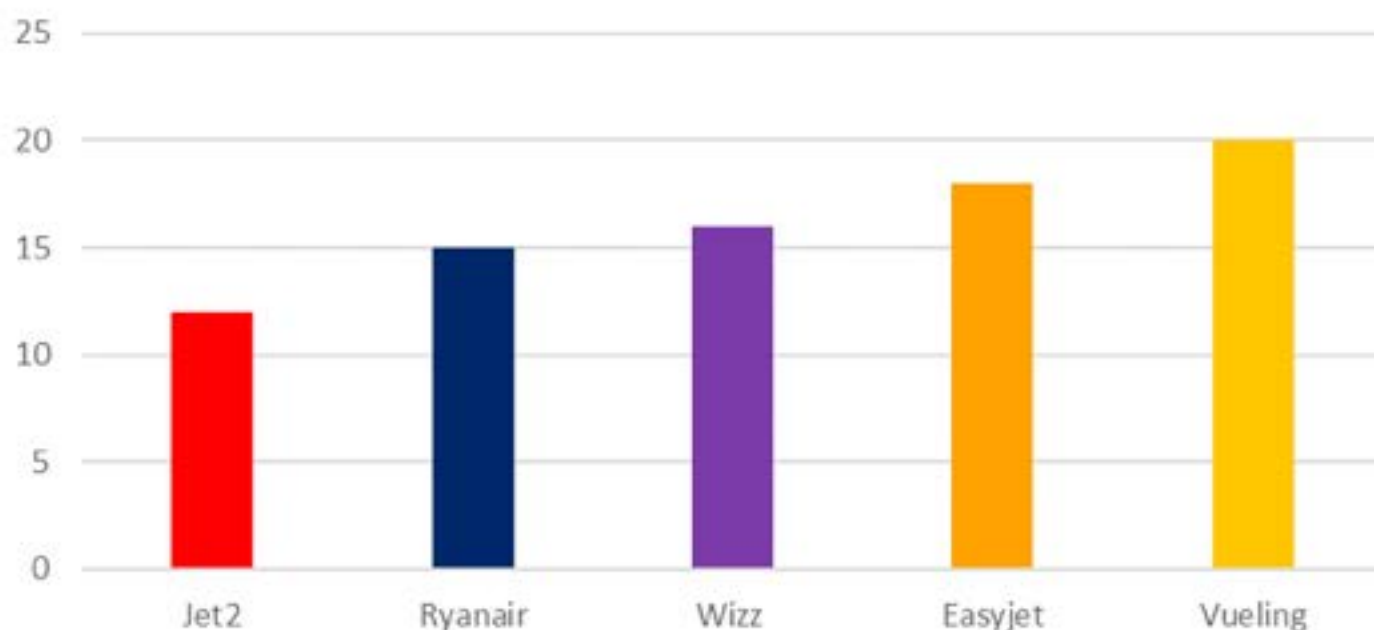
2015



2016



2017



(The graphs above have on the vertical axis the average delay reported in minutes and on the horizontal axis the main low cost carriers that operate in the UK).

IE: Ryanair is No1 for punctuality. Below you can find data from the past five years, demonstrating the percentage of flights on time on departure from Dublin Airport, which clearly demonstrates this.

Airline	2013	2014	2015	2016	2017	Avg 5 years
Ryanair	84.5%	82.7%	82.1%	78.2%	78.8%	81.3%
Cityjet	78.8%	89.3%	84.6%	73.0%	79.9%	81.1%
Aer Lingus	83.6%	81.7%	79.0%	82.0%	78.7%	81.0%
Flybe	83.4%	83.1%	79.9%	79.8%	77.2%	80.7%
Lufthansa	78.4%	78.4%	76.1%	77.0%	65.5%	75.1%
Iberia Express	79.6%	80.3%	62.7%	61.5%	70.4%	70.9%
TUI	67.3%	71.2%	69.2%	63.5%	68.0%	67.8%
Norwegian	76.3%	80.5%	63.6%	57.9%	58.2%	67.3%
Vueling	N/A	N/A	56.3%	47.5%	N/A	51.9%
Eurowings	49.2%	47.7%	41.0%	38.0%	41.6%	43.5%

Source: Dublin Airport